

FURNITURE & CABINET INDUSTRY FASTENERS



Installation Screws

Our Quickcutter screws have the double-auger shank with Type 17 point and extra deep QuickScrew threads that keep hard woods from splitting. The Large Round washer head style is available in zinc, or with a white, or sand color painted head to match stained or painted cabinets.



The ease of installation will both maintain the integrity of the smooth surface and save money in installation time, by minimizing the pre-drilling of holes. They are heat treated and case hardened to prevent breaking. See below for our stock listing in the most common sizes for installing cabinetry, including several popular finishes.

Available Cabinet Installation Screw Standard Sizes



| Part # | Size | Description | Package qty | Carton Qty | Weight per carton |
|---------------|-------------|--|--------------------|-------------------|--------------------------|
| 7927 | 10 x 2-1/2" | Combo Rd Washer Hd Zinc | 500 | 1500 | 17.06 |
| 7935 | 10 x 3" | Combo Rd Washer Hd Zinc | 500 | 1500 | 20.07 |
| 7936 | 10 x 3-1/2" | Combo Rd Washer Hd Zinc | 250 | 1000 | 16.29 |
| 7937 | 10 x 4" | Combo Rd Washer Hd Zinc | 250 | 1000 | 18.41 |
| 8214 | 14 x 2-1/2" | Phil Rd Washer Hd Zinc | 100 | 1500 | 41.40 |
| 8215 | 14 x 3" | Phil Rd Washer Hd Zinc | 100 | 1200 | 37.40 |
| 8216 | 14 x 3-1/2" | Phil Rd Washer Hd Zinc | 50 | 1000 | 35.60 |
| 8217 | 14 x 4" | Phil Rd Washer Hd Zinc | 50 | 700 | 28.14 |
| 8010 | 10 x 2-1/2" | Combo Rd Washer Hd Zinc w/ White painted Head | 500 | 1500 | 17.06 |
| 8011 | 10 x 3" | Combo Rd Washer Hd Zinc w/ White painted Head | 500 | 1500 | 20.07 |
| 8012 | 10 x 3-1/2" | Combo Rd Washer Hd Zinc w/ White painted Head | 250 | 1000 | 16.29 |
| 8013 | 10 x 4" | Combo Rd Washer Hd Zinc w/ White Painted Head | 250 | 1000 | 18.41 |
| 13793 | 10 x 2-1/2" | Combo Rd Washer Hd Zinc w/ Sand painted Head | 500 | 1500 | 17.06 |
| 13794 | 10 x 3" | Combo Rd Washer Hd Zinc w/ Sand painted Head | 500 | 1500 | 20.07 |
| 13795 | 10 x 3-1/2" | Combo Rd Washer Hd Zinc w/ Sand painted Head | 250 | 1000 | 16.29 |
| 13796 | 10 x 4" | Combo Rd Washer Hd Zinc w/ Sand painted Head | 250 | 1000 | 18.41 |



FURNITURE & CABINET INDUSTRY FASTENERS

Installation Screws

Our Quickcutter screws have the double-auger shank with Type 17 point and extra deep QuickScrew threads that keep hard woods from splitting. The Large Round washer head style is available in zinc, or with a white, or sand color painted head to match stained or painted cabinets. The ease of installation will both maintain the integrity of the smooth surface and save money in installation time, by minimizing the pre-drilling of holes. They are heat treated and case hardened to prevent breaking. They are stocked in the most common sizes for installing cabinetry, including several popular finishes.



Available Cabinet Installation Screw Standard Sizes



| Part # | Size | Description | Package qty | Carton Qty | Weight per carton |
|---------------|-------------|--|--------------------|-------------------|--------------------------|
| 11979 | 14 x 2-1/2" | Phil Rd Washer Hd QX2 Zinc w/ White painted head | 100 | 1500 | 41.40 |
| 11980 | 14 x 3" | Phil Rd Washer Hd QX2 Zinc w/ White painted head | 100 | 1200 | 37.40 |
| 11981 | 14 x 2-1/2" | Phil Rd Washer Hd QX2 Black Phos finish | 100 | 1500 | 41.40 |
| 11982 | 14 x 3" | Phil Rd Washer Hd QX2 Black Phos finish | 100 | 1200 | 37.40 |